

Measurement



Time for Math

Measurement

Activity Book 6



learning time™

Book title: Measurement
Series title: Time for Math

©2014 by Motivate Educational Supplies FZC.

All rights reserved. No part of this publication may be reproduced, distributed, or transmitted in any form or by any means, including photocopying, recording, or other electronic or mechanical methods, without the prior written permission of the publisher, except in the case of brief quotations embodied in critical reviews and certain other noncommercial uses permitted by copyright law.

Printed in China
First published in 2010
Revised edition in 2015
ISBN 978-81-910565-1-8

Published by

Motivate Educational Supplies FZC
Hamriyah Free Zone, Phase 1, Sharjah
United Arab Emirates
www.LearningTime.co

Editorial, Design & Illustration by

Q2A Media
6 Vine Avenue, Seven Oaks
Kent, TN 13 3AH, UK




For any enquiries, please write to info@learningtime.co

learning time[™]

'Learning Time', the clock logo device and all related titles, logos and characters are trademarks of Motivate Educational Supplies FZC or its licensors.

Lucy and Wiz are measuring some things on a balance.

Circle the side that will tilt down.



Wiz is measuring his magic powders on the kitchen scale.

Read the scales and write down how much he has of each powder.



Lucy and Wiz are measuring their weights.

Can you find out who is heavier?



Lucy: 27 kg



Wiz: 35 kg

is heavier by

kg

**Wiz is mixing two potions to fight the wicked witch.
Help him measure the correct amount of each potion.**



Color the measuring cups to show the amount written against each potion.



300 ml of purple potion




250 ml of pink potion



Wiz is preparing a get-well-soon potion for Lucy.

Can you complete the recipe for the potion?



Recipe

2 spoons of

spoons of Ku Flu potion

spoons of

Measure the things around you.

Use a ruler to measure and note the length of the following-

Your pencil: **cm**

Your longest finger: **cm**

Your desk: **cm**

Your pencil box: **cm**


Your foot: **cm**

Your palm: **cm**

This book: **cm**

Lucy and Wiz are using ribbons to decorate their Christmas stockings.

Using a ruler, measure the length of each ribbon in the blue column and also the top edge of each stocking on the left. Match the stockings and ribbons with the same length.



Lucy and Wiz want to sew a string of beads on all sides of the mat. Using a ruler, measure each side of the mat. What length of the string will they need?



They need cm of string.

Using a ruler, measure and write down the height of all the plants (without the flowerpot).

Circle the plants that have the same length.



Use a measuring tape to measure the following, and record your findings.



Your mother's height

m

Your father's height

m

Your best friend's height

m

The length of the longest wall in your bedroom

m

The length of the longest wall in your living room

m


The height of the main entrance door in your house

m


The width of the main entrance door in your house

m


Can you help Lucy tell the time?
Write the correct time under each clock.




Time:




Time:



Time:




Time:



Time:

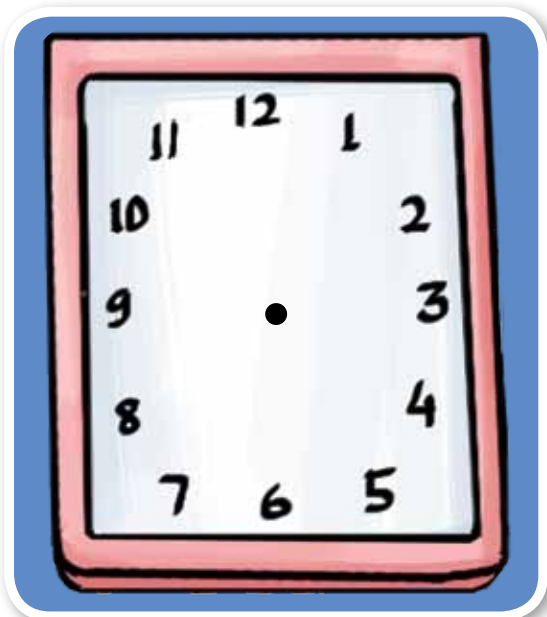
The wicked witch has stolen the hands on these clocks.
Draw the missing hands to show the correct time.




Time: 5:30



Time: 3:20



Time: 9:45





Time: 10:55

**Wiz's old clock stopped working 2 hours 15 minutes ago.
It is still showing the time when it stopped.**

What time should the clock show now?

Draw the clock with its hands showing the correct time.

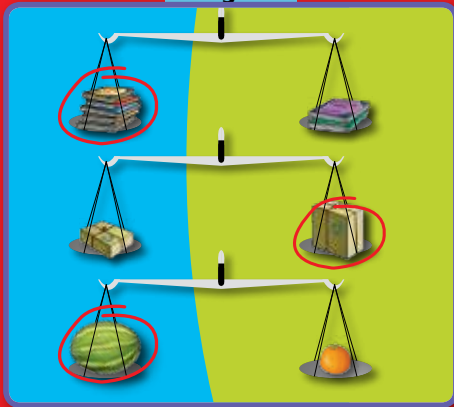


Time:



Answer Sheet

Page 3



Page 4



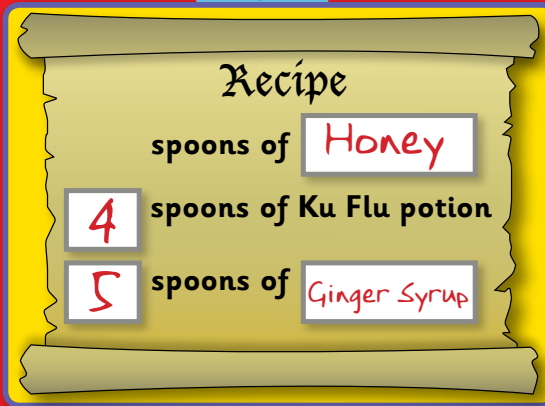
Page 5

Wiz is heavier by 8 kg.

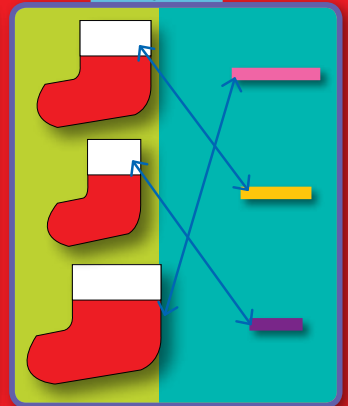
Page 6



Page 7




Page 9



Page 10




Page 11



Page 13



Page 14



Page 15

